

## iQ500, Built-in freezer, 87.4 x 55.8 cm, flat hinge GI21VAFE0



built-in freezer with 3 handy transparent freezer drawers and superFreezing for freezing foods faster.

- ✓ Less frost formation and faster defrosting with lowFrost.
- ✓ The bigBox offers plenty of space to store and stack large frozen items efficiently.
- ✓ superFreezing - Sensors automatically reduce the temperature for a set period of time, to quickly freeze newly added food items.
- ✓ 3 transparent freezer drawers provide plenty of space and an optimum view.
- ✓ bigBox: Extra-large storage space to store frozen foods flexibly

### Features

#### Technical Data

Energy Efficiency Class: E  
 Average annual energy consumption in kilowatt hour per year (kWh/a): 176 kWh/a  
 Sum of volume of frozen compartments: 96 l  
 Airborne acoustical noise emissions : 36 dB(A) re 1 pW  
 Airborne acoustical noise emission class: C  
 Thermometer freeze section: None  
 Light: No  
 Product category: Upright freezer  
 Construction type: Built-in  
 Door panel options: Not possible  
 Frost free system: No  
 Height of the appliance: 874 mm  
 Width of the appliance: 558 mm  
 Depth of the product: 545 mm  
 Dimensions of the packed product (HxWxD): 950 x 640 x 620 mm  
 Net weight: 39.9 kg  
 Gross weight: 42.6 kg  
 Connection rating: 90 W  
 Fuse protection: 10 A  
 Frequency: 50 Hz  
 Length of electrical supply cord: 230.0 cm  
 Door hinge: Right reversible  
 Defrost process: manual  
 Warning signal / malfunction: visual and audible  
 Door lock: No  
 Number of drawers/baskets (Stck): 3  
 Number of freezing flaps (Stck): 0  
 EAN code: 4242003848289  
 Brand: Siemens  
 Product name / Commercial code: GI21VAFE0  
 Product category: Upright freezer  
 Included accessories: 1 x ice cube tray

#### Included accessories

1 x ice cube tray



## iQ500, Built-in freezer, 87.4 x 55.8 cm, flat hinge GI21VAFE0

### Features

#### Functions

- Fixed hinge
- Fixed hinge

#### Design features

- lowFrost - less ice creation and therefore quicker defrosting - less ice build up, faster defrosting
- SuperFreeze function with automatic deactivation
- Electronic control (LED chain)
- Freezer malfunction warning signal: optical, acoustical
- VitaControl - constant temperature by intelligent sensor technology - Constant temperature control by intelligent sensor technology

#### Food freshness system

- 3 transparent freezer drawers, 1 bigbox

#### Key features - Fridge section

- Right hinged door, reversible door
- Connection value 90 W
- 220 - 240 V

#### Dimension and installation

- Dimensions: 87.4 cm H x 55.8 cm W x 54.5 cm D
- Niche Dimensions: 88 cm H x 56 cm W x 55 cm D

#### Key features - Freezer section

- ice cube tray

#### Design features

#### Dimension and installation

#### Country Specific Options

- Based on the results of the standard 24-hour test. Actual consumption depends on usage/position of the appliance.

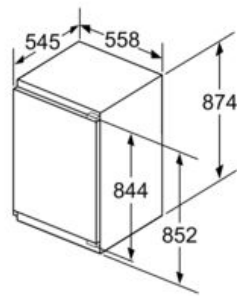
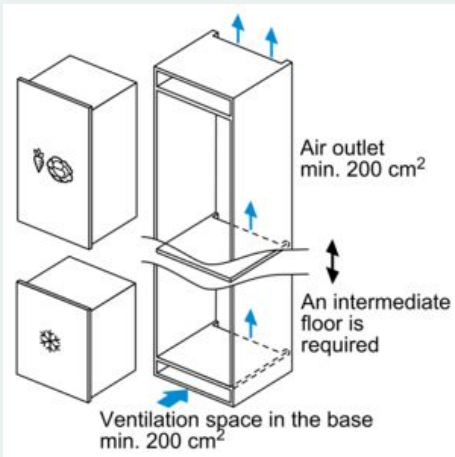
#### Additional features

#### Performance and Consumption

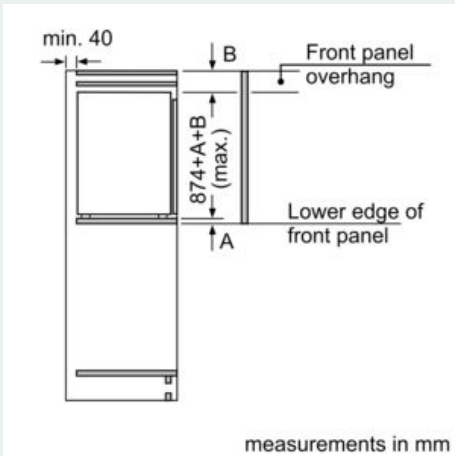
- EU19\_EEK\_D: E
- Total Volume : 96 l
- Net Fridge Volume : 0 l
- Net Freezer Volume : 96 l
- Freezing capacity 24h : 5 kg
- Annual Energy Consumption: 176 kWh/a
- Climate Class: SN-T
- Noise Level : 36 dB , EU19\_Noise emission class\_D: C
- Temperature rise time : EU19\_Temperature rise time\_D: 13 H

## iQ500, Built-in freezer, 87.4 x 55.8 cm, flat hinge GI21VAFE0

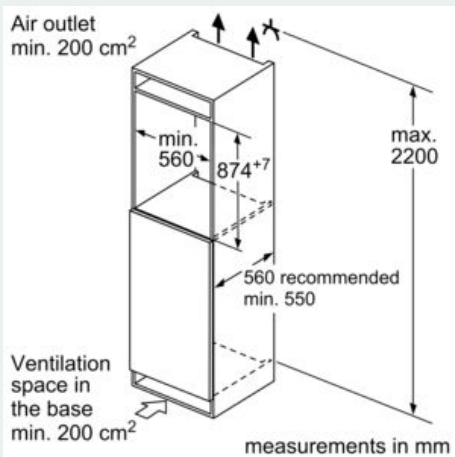
### Dimensioned drawings



measurements in mm

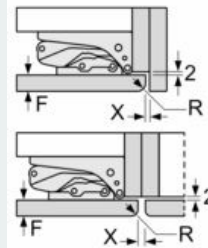


measurements in mm



measurements in mm

### measurements in mm Recommended gap dimensions for flat hinges



F	R	X
16-19	0-3	2.5
20	0-1	3
	2-3	2.5
21	0-1	3
	2-3	2.5
22	0	4
	1	3.5
	2-3	3

The gap dimensions recommended in the table must be adhered to in order to ensure that appliance doors do not collide with anything when they are opened, and to avoid causing damage to kitchen units.

**Maximal permissible weight of the unit fronts**

Fitted unit fronts that exceed the permissible weight may cause damage and result in functional impairment of the hinges

Δ Weight

A: Appliance door height including hinges in mm

B: Undamped hinge, unit front in kg

C: Damped hinge, unit front in kg

D: Additional possible load in kg with heavy load kit

A	B	C	D
1500-1750	22	22	
720-1400	19	19	B+5 / C+5
A1	15	19	
A2	15	19	

iQ500, Built-in freezer, 87.4 x 55.8 cm,  
flat hinge  
GI21VAFE0

Dimensioned drawings

